How to Use Real-Time Auto Sync of FlexStock with Google Sheets for WooCommerce

FlexStock - Stock Sync for WooCommerce with Google Sheet · https://wppool.dev/docs/how-to-use-real-time-auto-sync-of-flexstock-with-google-sheets-for-woocommerce/

Follow these steps to configure the real-time synchronization between your WooCommerce store and Google Sheets using **FlexStock**.

Prefer a visual walkthrough? Check out our step-by-step YouTube tutorial instead-

Embedded media: https://www.youtube.com/embed/aWLW8KH3jek?list=PLd6WEu38CQSw6ZVvXL_UlR7ZIzlFL_uLx

Access Settings:

- Go to your **WordPress Dashboard**.
- Navigate to **FlexStock → Settings → Sync Settings**.

Choose Sync Mode: Under **Sync Mode**, you will find two options:

- **Choose Option 1: Real-Time Auto Sync** (Which is the default mode, available in the free version). This enables **bi-directional real-time syncing** between WooCommerce and Google Sheets.

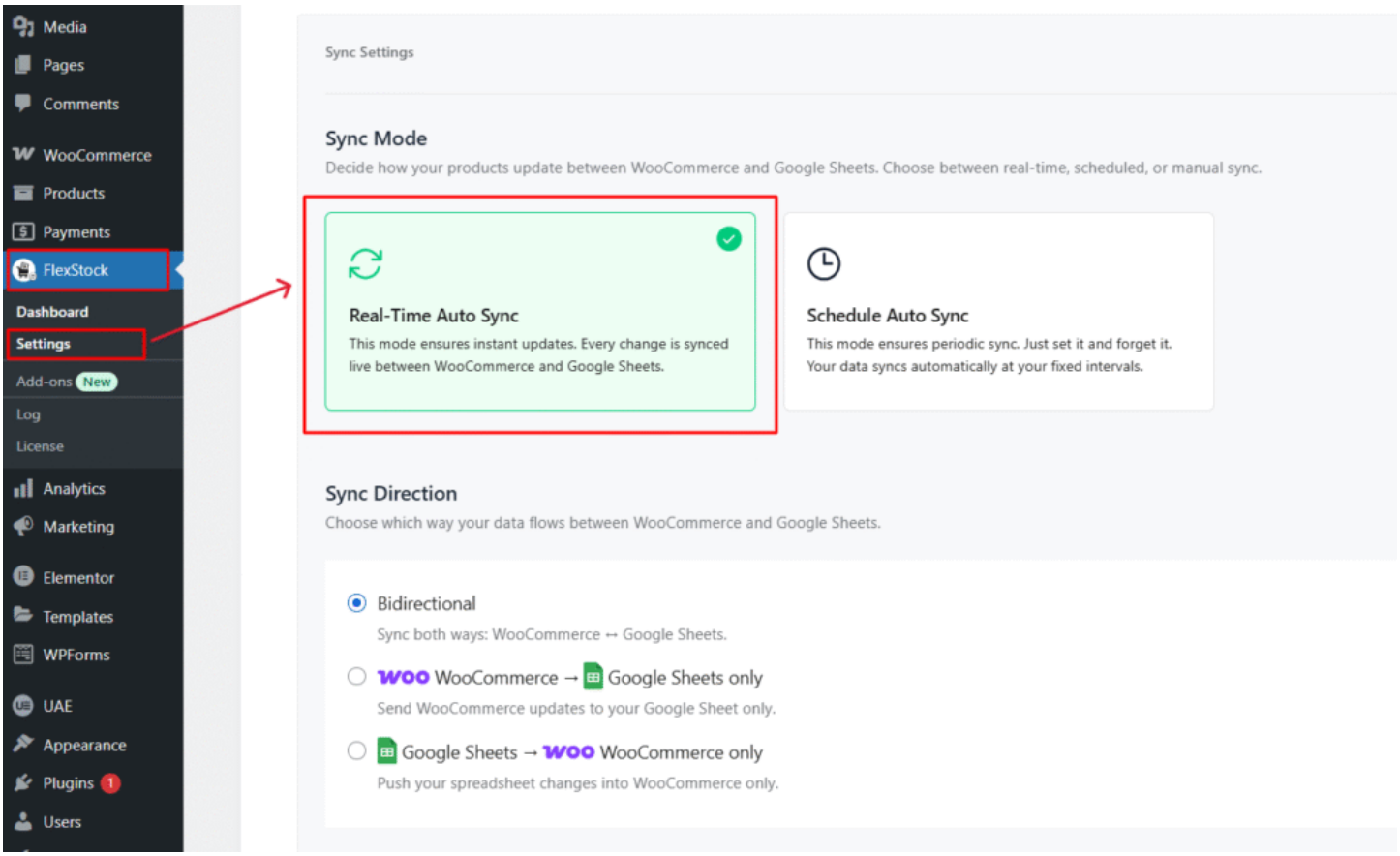

WooCommerce → Google Sheets (Free Version):

If you want to send WooCommerce updates **only** to Google Sheets: Select **WooCommerce → Google Sheets only**. Click **Save**.

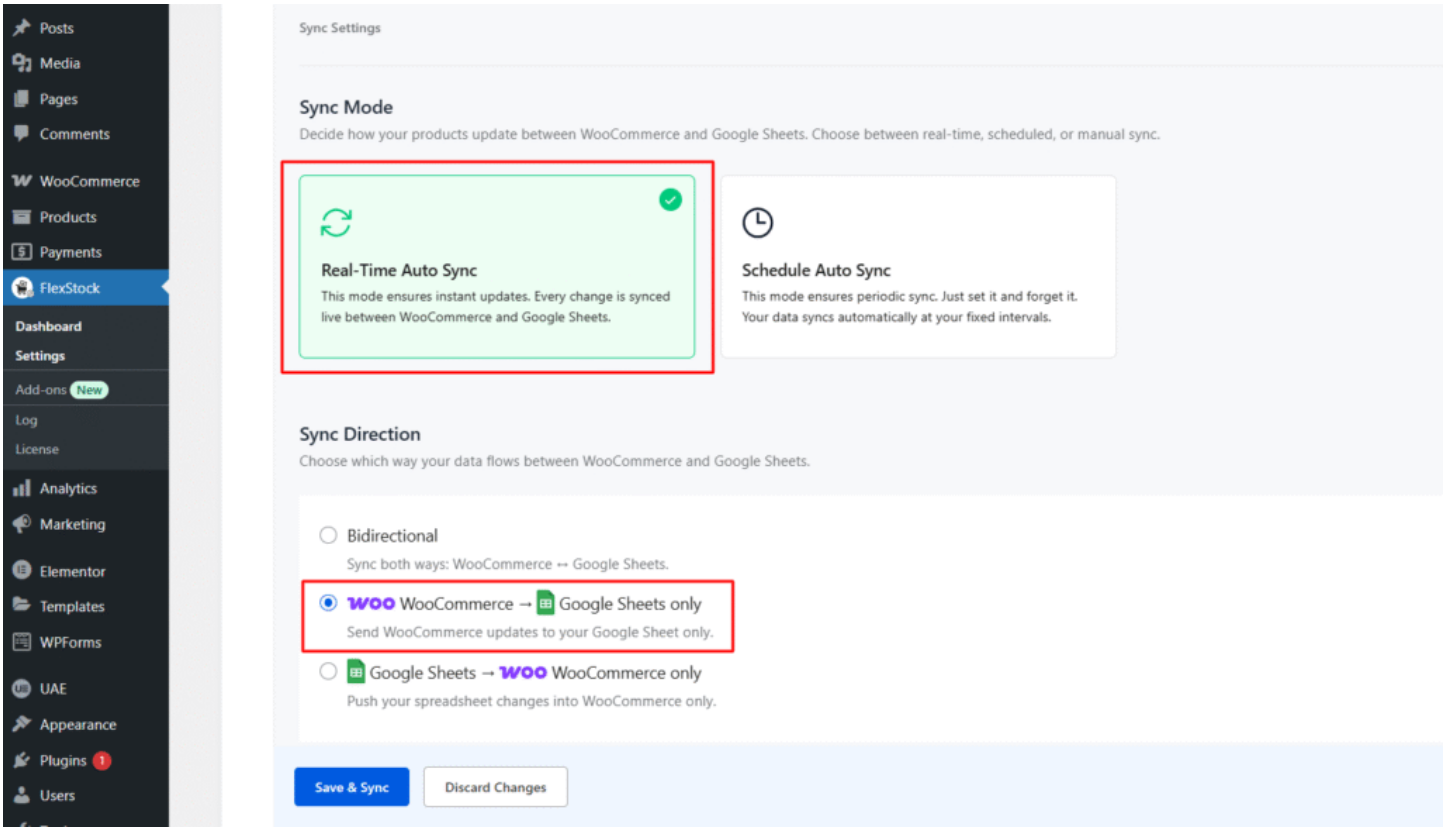

Google Sheets → WooCommerce (Ultimate Version):

- To update your WooCommerce store **directly from Google Sheets**, you'll need the **Ultimate Version of FlexStock**.
- Make sure the Ultimate version is activated before proceeding.
- You can **[purchase it here]** or **learn how to activate** it in our step-by-step guide.

Enable Google Sheets → WooCommerce Sync:

- After confirming your Ultimate version activation,
- Select **Google Sheets → WooCommerce only**.
- Click **Save**.

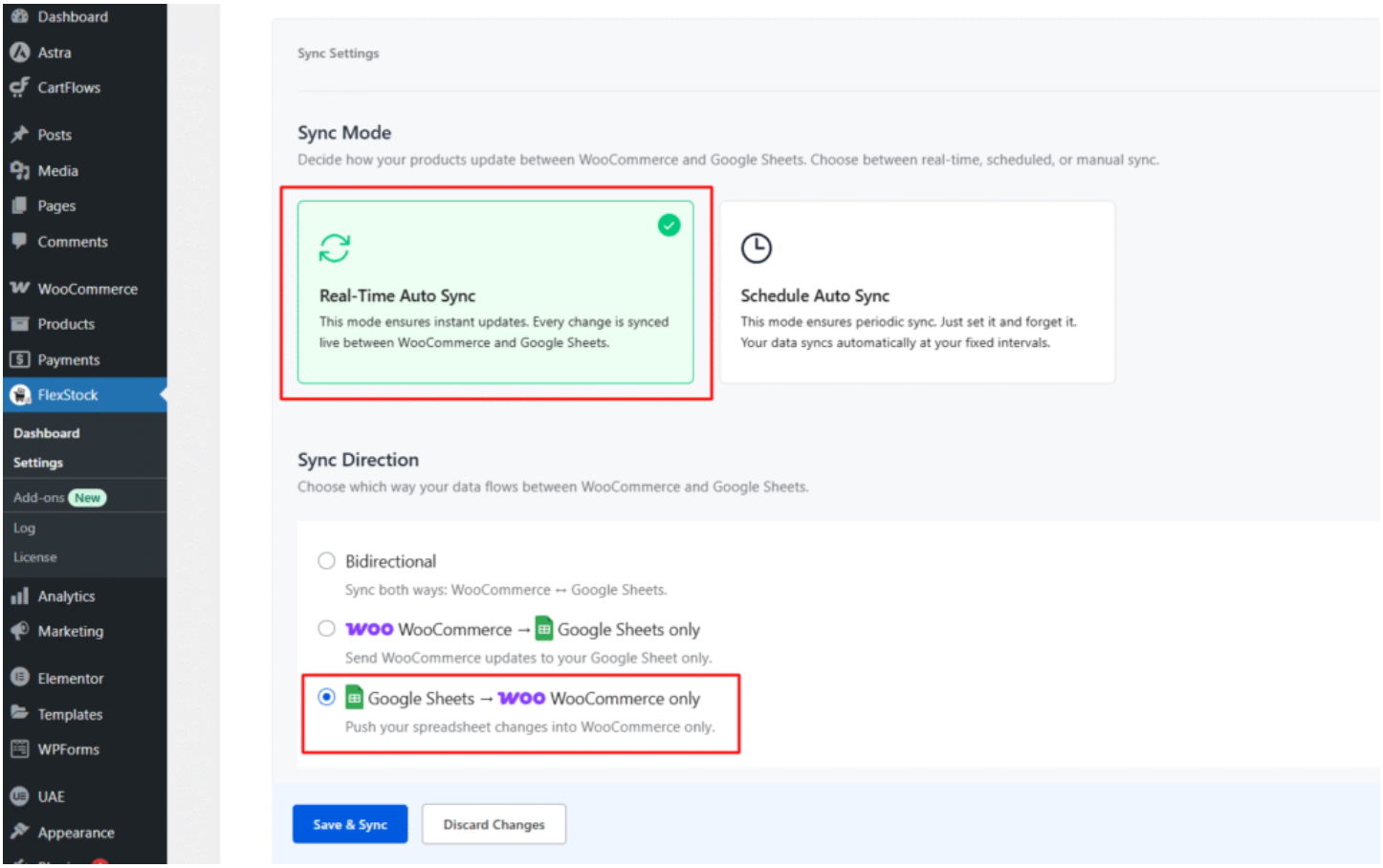
Dashboard
Astra
CartFlows
Posts
Media
Pages
Comments
WooCommerce
Products
Payments
FlexStock
Dashboard
Settings
Add-ons New
Log
License
Analytics
Marketing
Elementor
Templates
WPForms
UAE
Appearance
Sync Settings
Sync Mode
Decide how your products update between WooCommerce and Google Sheets. Choose between real-time, scheduled, or manual sync.
Real-Time Auto Sync
This mode ensures instant updates. Every change is synced live between WooCommerce and Google Sheets.
Schedule Auto Sync
This mode ensures periodic sync. Just set it and forget it. Your data syncs automatically at your fixed intervals.
Sync Direction
Choose which way your data flows between WooCommerce and Google Sheets.
Bidirectional
Sync both ways: WooCommerce ↔ Google Sheets.
WooCommerce → Google Sheets only
Send WooCommerce updates to your Google Sheet only.
Google Sheets → WooCommerce only
Push your spreadsheet changes into WooCommerce only.
Save & Sync
Discard Changes